


2010-2011 Budget Facts & Comparisons



USD 230 Spring Hill

2010-2011 BUDGET INFORMATION

<u>MILL LEVY:</u>	<u>2006-2007</u>	<u>2007-2008</u>	<u>2008-2009</u>	<u>2009-2010</u>	<u>2010-2011</u>
General Fund	20.000 mills	20.000 mills	20.000 mills	20.000 mills	20.000 mills
Supp General Fund	18.165 mills	19.824 mills	23.452 mills	20.520 mills	18.379 mills
Capital Outlay	0 mills	0 mills	0 mills	0 mills	0 mills
Bond & Interest	26.404 mills	27.630 mills	23.048 mills	23.004 mills	21.013 mills
Special Assessment	1.388 mills	1.938 mills	.154 mills	.172 mills	.585 mills
Extraordinary Growth				2.739 mills	5.151 mills
Special Liability	1.999 mills	.521 mills	.114 mills	.126 mills	.304 mills
Total Mill Levy	<u>67.956 mills</u>	<u>69.913 mills</u>	<u>66.768 mills</u>	<u>66.561 mills</u>	<u>65.432 mills</u>

<u>ENROLLMENT:</u>	<u>2006-2007</u>	<u>2007-2008</u>	<u>2008-2009</u>	<u>2009-2010</u>	<u>2010-2011</u>
Full Time Equivalency	1702.4	1793.6	2224.7	2828.3	3429.8

<u>STATE AID:</u>	<u>2006-2007</u>	<u>2007-2008</u>	<u>2008-2009</u>	<u>2009-2010</u>	<u>2010-2011</u>
General Fund:	\$7,667,322	\$9,080,456	\$9,739,887	\$12,460,160	\$15,962,294
Supp. Gen Fund:	\$869,218	\$985,874	\$1,264,054	\$2,045,111	\$2,996,621
Bond & Interest	\$565,894	\$431,165	\$532,182	\$917,752	\$1,398,393

General Fund amount of \$15,962,294 is made up of three pieces:

- 1) \$14,204,519 or 78.7% of the General Fund budget is from regular state aid.
- 2) \$1,487,550 or 8.2% is from Special Education state aid routed through the General Fund.
- 3) \$270,225 or 1.5% is ARRA Stabilization.

Supplemental General Fund amount of \$2,996,621 state aid represents 54.55% of the total Supplemental General Fund budget. This represents an increase of 8.39% from the previous year.

Bond & Interest amount of \$1,398,393 state aid represents 38% of the total Bond & Interest budget. This represents an increase of 12% from the previous year.

ASSESSED VALUATION INFORMATION:

REAL ESTATE:	2010-2011 (Est) (All Levies Except General Fund)	2010-2011 (Est) (General Fund)
Johnson County	\$ 74,966,349	\$ 68,966,533
Miami County	\$ 33,640,654	\$ 30,855,233
Sub Total:	\$108,607,003	\$ 99,821,766
PERSONAL PROPERTY:	2010-2011 (Est) (All Levies Except General Fund)	2010-2011 (Est) (General Fund)
Johnson County	\$ 4,426,418	\$ 4,423,506
Miami County	\$ 969,622	\$ 966,215
Sub Total:	\$ 5,396,040	\$ 5,389,721
STATE ASSESSED:	2010-2011 (Est) (All Levies Except General Fund)	2010-2011 (Est) (General Fund)
Johnson County	\$ 6,433,049	\$ 6,433,049
Miami County	\$ 1,715,802	\$ 1,715,802
Sub Total:	\$ 8,148,851	\$ 8,148,851
TOTAL ASSESSED VALUATION:	2010-2011 (Est) (All Levies Except General Fund)	2010-2011 (Est) (General Fund)
Johnson County	\$ 85,825,816	\$ 79,823,088
Miami County	\$ 36,326,284	\$ 33,537,250
TOTAL:	\$122,152,100	\$113,360,338

The estimated assessed valuation for 2010-2011 decreased \$5,449,319, which is approximately 4.27%.

Assessed Valuation Comparison:

<u>2005-2006</u>	<u>2006-2007</u>	<u>2007-2008</u>	<u>2008-2009</u>	<u>2009-2010</u>	<u>2010-2011</u>
\$96,096,791	\$110,262,445	\$116,589,963	\$128,809,530	\$127,601,419	\$122,152,100
increased %	14.04%	14.75%	5.74%	(0.94%)	(4.27%)

ASSESSED VALUE AND THE CALCULATION OF TAXES

The County Appraiser certifies the total appraised value of the county to the county clerk. Taxing jurisdictions (school districts, cities, county, etc.) hold public hearing to receive input from citizens concerning their budgets. It is at this point property owners can address their concern over taxes and the cost and quality of public service they receive. Once the budget hearings are complete, each taxing jurisdiction submits its budget to the County Clerk. It is in this area of taxation where the assessed value of your property comes in. The sum of monies needed each year by municipalities, school districts, etc., determines what is called the mill levy (tax rate). This mill levy is applied to each one thousand dollars of your property's assessed value. The assessed value of your property is by law a fixed percentage of the market value as found by the Appraiser. The current fixed percentage is 11.5%.

In 1998, the Kansas Legislature passed HB 2031 which cut the statewide General Fund levy for school districts from 27 to 20 mills and continued the \$20,000 residential property exemption. Other levied funds will be calculated on the full assessed residential property value, the same as it was figured in the past.

THIS IS THE WAY IT WORKS

Using the proposed Spring Hill USD tax levy for 2010-2011 of 20.0 mills for the General Fund and 45.432 mills for the other levied funds, you can estimate your school district taxes by using the following formulas.

The mean appraised value for a home in the city of Spring Hill was \$141,162 for 2009. For 2010, the mean value is now \$137,407 for a decrease of 2.66%. If the market value of your property has been determined at \$137,407 the full assessed value would be \$15,802 ($\$137,407 \times .115 = \$15,802$). You would calculate the assessed value for the General Fund by subtracting \$20,000 first and then multiply it times .115 ($\$137,407 - \$20,000 = \$117,407 \times .115 = \$13,502$).

Multiply each assessed value of your property by the two mill levies and add them together. The answer is \$987.96, which is your share of the responsibility to support the programs for which the taxes are budgeted for 2010-2011. This particular home is saving \$46.58 in taxes compared to last year.

Calculation for General Fund:

\$137,407	Residential Market Value
-\$20,000	Residential Property Exemption

\$117,407	Reduced Market Value
x .115	Assessment Ratio

\$13,502	Reduced Assessment Value
x .020	Statewide General Fund Levy

\$270.04	General Fund Tax Amount

Calculation for Other Levied Funds:

\$137,407	Residential Market Value
x .115	Assessment Ration

\$15,802	Full Assessed Value
\$15,802	Full Assessed Value
x .045432	Mill Levy (Per Thousand)

\$717.92	Other Levied Funds Tax Amount

\$270.04	General Fund Tax Amount (2009 amount was \$278.67)
+ \$717.92	Other Levied Tax Amount (2009 amount was \$755.87)

\$987.96	Total School District Tax Due (2009 was \$1,034.54)

2010-2011 Budget Presentation

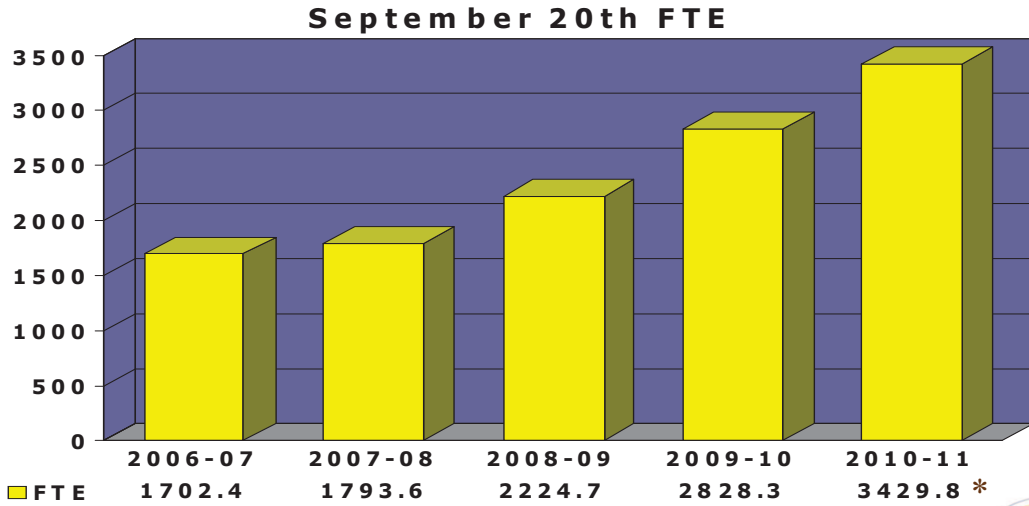
**Budget Hearing
Hilltop Education Center
August 9, 2010
6:30 P.M.**

Budget Overview

- “... Provide Excellent Educational Opportunities that Address Each Student’s Unique Potential...”
- USD 230 Mission Statement
- “To be Competitive in Recruiting and Retaining Quality Staff.”
- USD 230 Strategic Initiative III
- “We will be Responsible Stewards of the District’s Resources and Property.”
- USD 230 Strategic Policy



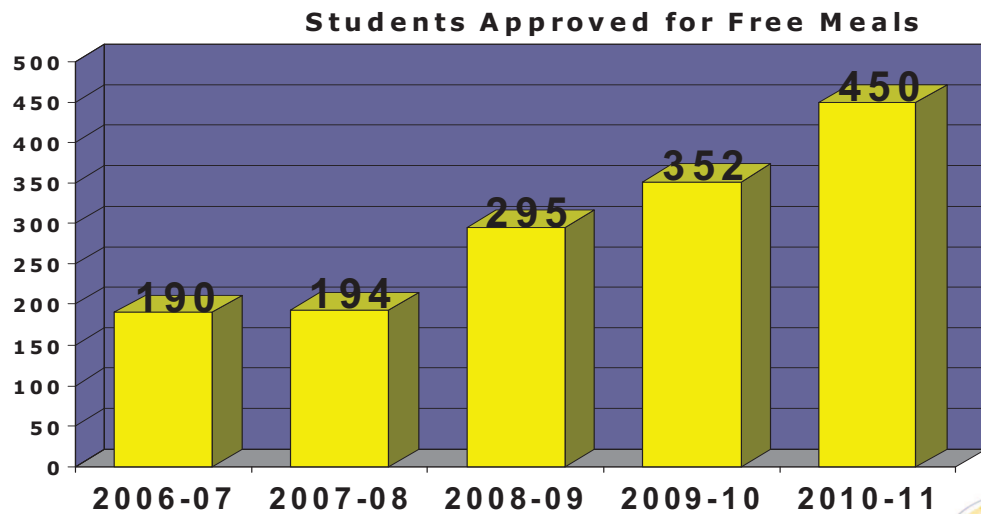
Increasing Enrollment



* ESTIMATED +101.5 Reg Students and +500 Virtual



At-Risk Students Increase



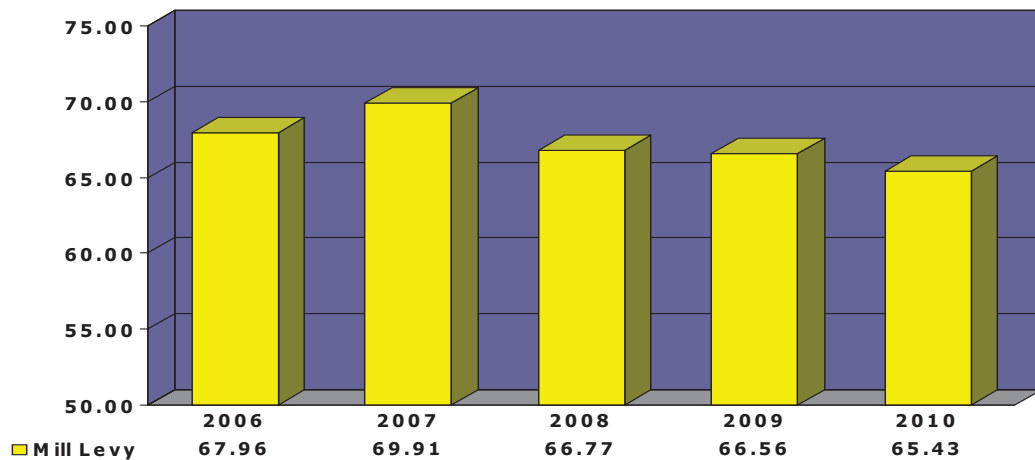
Large Increase in State Aid

School Year	Valuation	Enrollment	A.V.P.P.	State Aid LOB	State Aid Bond
2006-2007	\$110,573,069	1702.4	\$64,951	29.94%	17%
2007-2008	\$116,589,963	1793.6	\$65,003	29.07%	14%
2008-2009	\$128,811,934	2224.7	\$57,901	30.51%	16%
2009-2010	\$127,733,446	2828.3	\$45,163	46.16%	26%
2010-2011	\$122,152,100	3429.8	\$35,615	54.55%	38%

Note: State Aid Increases as AVPP Decreases



Mill Levy Continues to Drop

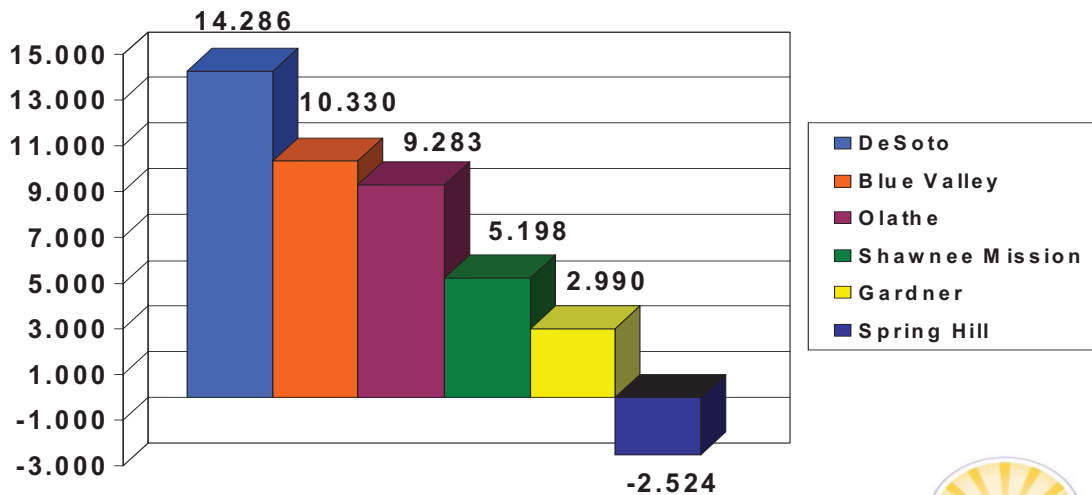


Mill Levy Breakdown

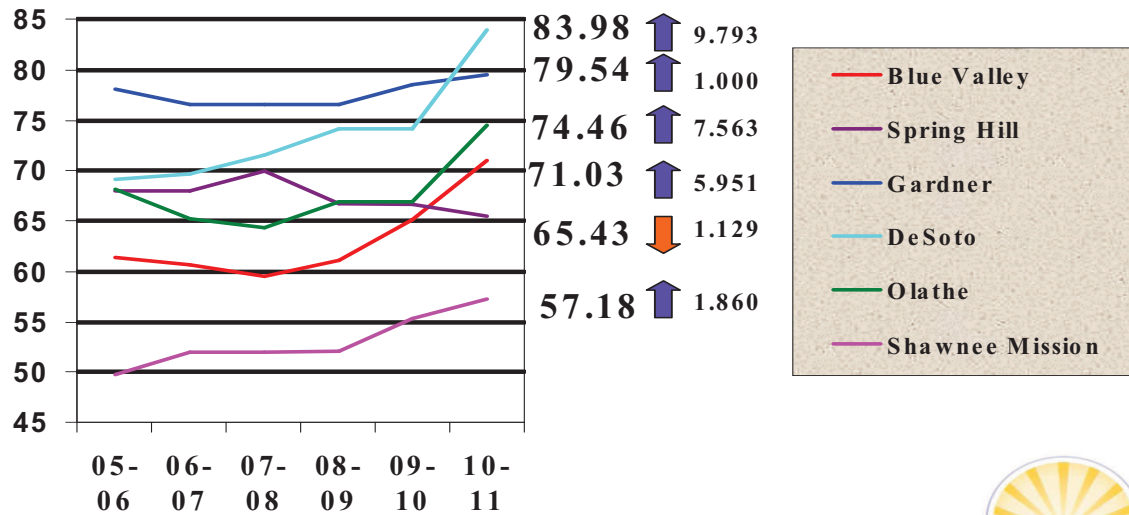
FUND	MILLS 2006-07	MILLS 2007-08	MILLS 2008-09	MILLS 2009-10	MILLS 2010-11
General	20.000	20.000	20.000	20.000	20.000
Supplemental General	18.165	19.824	23.452	20.520	18.379
Capital Outlay					
Bond & Interest	26.404	27.630	23.048	23.004	21.013
Special Assessment	1.388	1.938	.154	.172	.585
Extraordinary Growth				2.739	5.151
Special Liability Expense	1.999	.521	.114	.126	.304
TOTAL:	67.956	69.913	66.768	66.561	65.432



Mill Levy Trends for Johnson County Schools



Mill Levy Trends for Johnson County Schools



Projected 2010-11 Mill Levies

District	Supp Gen	Capital Outlay	Extra Growth	Special Assessment	COLA	Bond & Int	Declining Enrollment	Special Liability	Total
DeSoto	18.497	4.000	4.268	0.430		36.784			83.979
Gardner	20.182	8.000		0.259		31.098			79.539
Olathe	23.123	3.000	5.634	0.272	3.937	18.345		0.152	74.463
Blue Valley	18.655	8.000	5.695	0.369	2.722	15.257		0.332	71.030
Spring Hill	18.379		5.151	0.585		21.013		0.304	65.432
Shawnee Mission	17.787	8.000		0.299	2.093	7.997	1.002		57.178

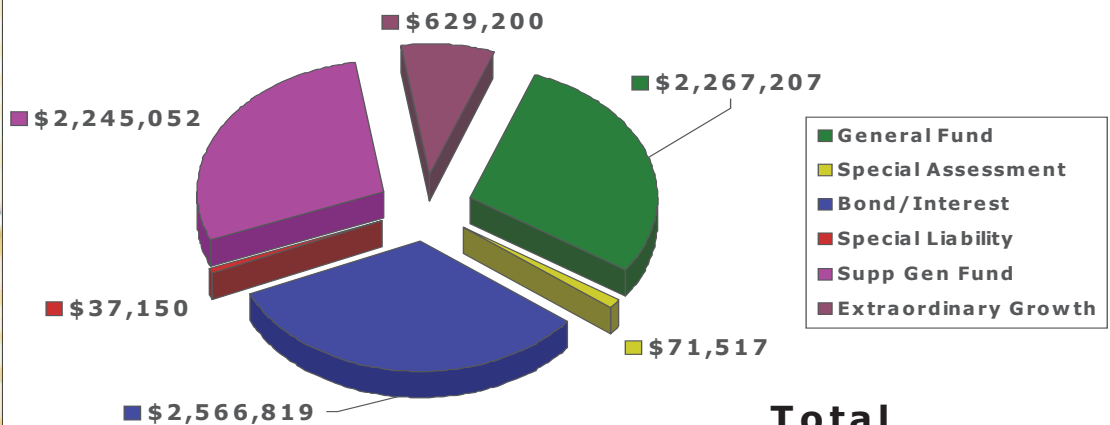


Instruction as a Focus

	2008-2009 Actual Percentage	2009-2010 Actual Percentage	2010-2011 Budgeted Percentage
Instruction	52%	55%	57%
Student & Instructional Support	7%	6%	6%
General Administration	1%	1%	1%
School Administration	4%	5%	4%
Operations & Maintenance	10%	9%	8%
Capital Improvements	1%	1%	3%
Debt Services	13%	13%	11%
Other Costs	11%	10%	9%
Total Expenditures	100%	100%	100%
Amount Per Pupil	\$11,191	\$9,710	\$9,507



2010-11 Taxes Levied

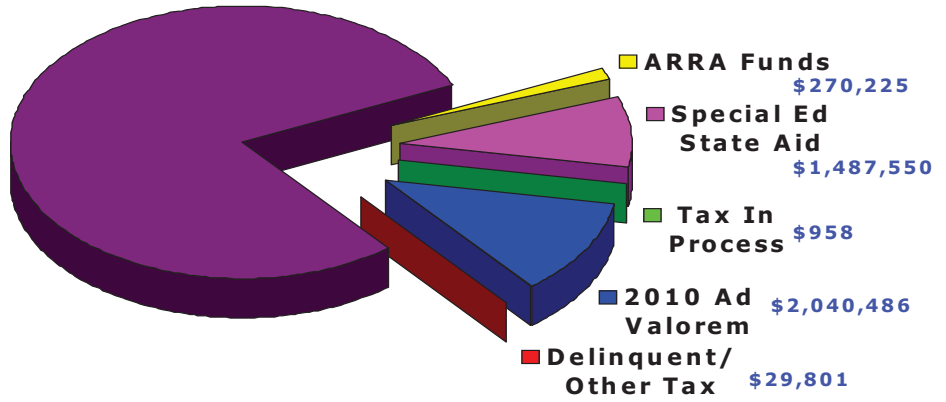


General Fund - Mill = \$113,360,338
 Other Levied Funds - Mill = \$122,152,100



General Fund Revenue

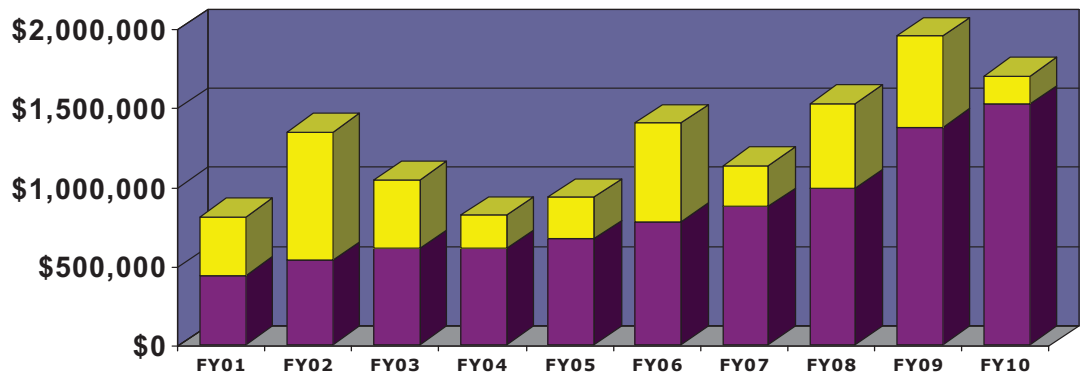
■ Regular State Aid
\$14,204,519



Total
\$18,033,539



Supplemental Grants



Competitive \$8,419,980
 Allocated \$4,275,240

➔ \$12,695,220 Total



Final Thoughts . . .

- ◆ Our Fiscal Goals were Achieved
 - Attract and Retain High Quality Staff
 - Minimize the Impact on our Taxpayers
 - Responsible Stewards of the District's Resources

- ◆ “... Provide Excellent Educational Opportunities that Address Each Student's Unique Potential...”
 - USD 230 Mission Statement




Spring Hill School District

www.usd230.org

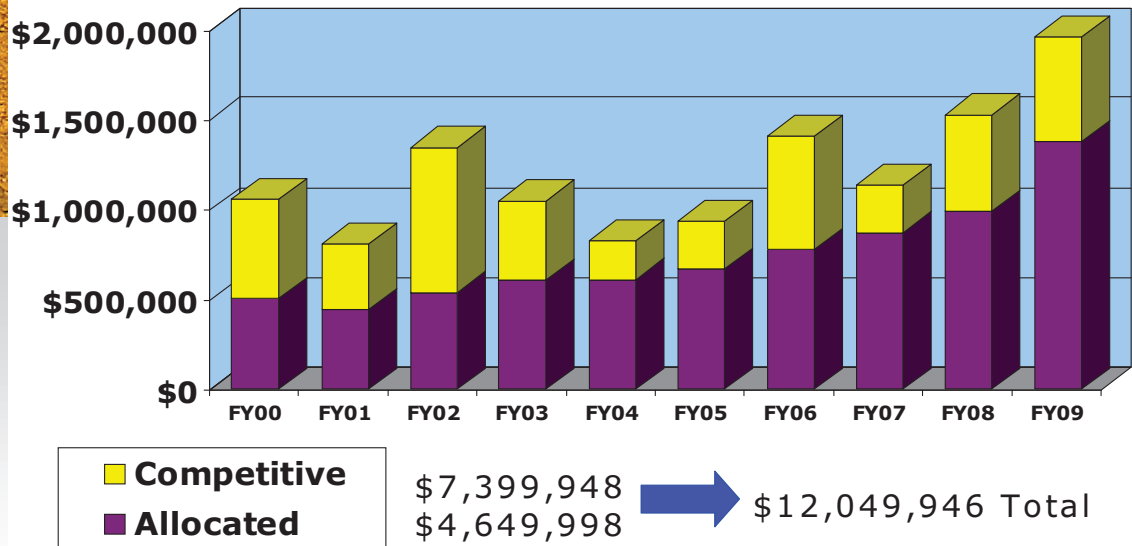
2010-2011 Budget Presentation

Questions?





Supplemental Funding From Grants Last 10 Years



Spring Hill USD 230



Final Thoughts

- ◆ Our Fiscal Goals were Achieved
 - Attract and Retain High Quality Staff
 - Minimize the Impact on our Taxpayers
 - Responsible Stewards of the District's Resources
- ◆ "...Provide Excellent Educational Opportunities that Address Each Student's Unique Potential..."
 - USD 230 Mission Statement

**2005-2006 SCHOOL YEAR
ADDITIONAL FUNDING SOURCES**

COMPETITIVE & OTHER LOCAL GRANTS:

PATRON DONATION - INSTRUMENTAL MUSIC	\$6,000.00
JOHNSON COUNTY ECONOMIC DEVELOPMENT GRANT	\$270,672.79
CLOROX-READING PENS	\$1,500.00
CLOROX-STUDENT SPONSORSHIPS	\$1,500.00
CLOROX-EMERGENCY MATERIALS	\$1,500.00
2005 JOHNSON COUNTY COUNCIL ALCOHOL FUND GRANT	\$16,947.00
JCCC-After School Grant	\$2,500.00
KAUFMANN FOUNDATION - MATH & SCIENCE INITIATIVE	\$310,016.00

TOTAL COMPETITIVE LOCAL GRANT FUNDING: \$610,635.79

ALLOCATED STATE GRANTS:

VE2 PROGRAM APPROVAL (VOCATIONAL WEIGHTING)	\$136,649.70
AT RISK PROGRAM APPROVAL (AT RISK WEIGHTING)	\$142,183.80
FOUR YEAR OLD AT RISK PROGRAM	\$25,542.00
PROFESSIONAL DEVELOPMENT PROGRAM	\$7,227.00
BILINGUAL PROGRAM	\$851.40

TOTAL ALLOCATED STATE GRANT FUNDING: \$312,453.90

ALLOCATED FEDERAL GRANTS:

TITLE I LOW INCOME	\$61,139.00
TITLE V (INNOVATIVE PROGRAMS)	\$2,797.00
TITLE II-A (TEACHER QUALITY)	\$39,636.00
TITLE II-D (ED TECH)	\$1,099.00
SAFE AND DRUG FREE SCHOOLS/COMMUNITIES GRANT	\$4,804.00
EARLY CHILDHOOD PASS THRU (SPECIAL ED)	\$14,720.00
TITLE VI-B DISCRETIONARY SPECIAL PROJECTS	\$9,761.00
TITLE VI-B PASS THRU (SPECIAL ED)	\$270,328.00
CARL PERKINS	\$8,309.00
SCHOOLS & LIBRARIES CORPORATION (E-RATE)	\$21,596.98
MEDICAID ADMINISTRATIVE CLAIMING	\$34,581.09

TOTAL ALLOCATED FEDERAL GRANT FUNDING: \$468,771.07

COMPETITIVE FEDERAL GRANTS:

LEARN & SERVE GRANT (High School Volunteer Program)	\$13,800.00
---	-------------

TOTAL COMPETITIVE FEDERAL GRANT FUNDING: \$13,800.00

TOTAL ADDITIONAL GRANT FUNDING FOR 2005-2006: \$1,405,660.76

TOTAL ALLOCATED GRANTS FOR 2005-2006: \$781,224.97

TOTAL COMPETITIVE GRANTS FOR 2005-2006: \$624,435.79

**2006-2007 SCHOOL YEAR
ADDITIONAL FUNDING SOURCES**

COMPETITIVE & OTHER LOCAL GRANTS:

PATRON DONATION - INSTRUMENTAL MUSIC	\$6,000.00
JOHNSON COUNTY ECONOMIC DEVELOPMENT GRANT	\$227,642.91
2006-2007 JOHNSON COUNTY COUNCIL ALCOHOL FUND GRANT	\$18,042.50

TOTAL COMPETITIVE LOCAL GRANT FUNDING:	\$251,685.41
---	---------------------

ALLOCATED STATE GRANTS:

VE2 PROGRAM APPROVAL (VOCATIONAL WEIGHTING)	\$128,616.80
AT RISK PROGRAM APPROVAL (AT RISK WEIGHTING)	\$225,726.80
FOUR YEAR OLD AT RISK PROGRAM	\$23,738.00
PROFESSIONAL DEVELOPMENT PROGRAM	\$10,363.00
BILINGUAL PROGRAM	\$1,294.80
MENTOR TEACHER PROGRAM	\$10,500.00

TOTAL ALLOCATED STATE GRANT FUNDING:	\$400,239.40
---	---------------------

ALLOCATED FEDERAL GRANTS:

TITLE I LOW INCOME	\$78,125.00
TITLE V (INNOVATIVE PROGRAMS)	\$1,436.00
TITLE II-A (TEACHER QUALITY)	\$39,892.00
TITLE II-D (ED TECH)	\$763.00
SAFE AND DRUG FREE SCHOOLS/COMMUNITIES GRANT	\$4,062.00
EARLY CHILDHOOD PASS THRU (SPECIAL ED)	\$14,554.00
TITLE VI-B DISCRETIONARY SPECIAL PROJECTS	\$9,761.00
TITLE VI-B PASS THRU (SPECIAL ED)	\$276,087.00
CARL PERKINS	\$8,424.00
SCHOOLS & LIBRARIES CORPORATION (E-RATE)	\$19,505.36
MEDICAID ADMINISTRATIVE CLAIMING	\$20,979.67

TOTAL ALLOCATED FEDERAL GRANT FUNDING:	\$473,589.03
---	---------------------

COMPETITIVE FEDERAL GRANTS:

LEARN & SERVE GRANT (High School Volunteer Program)	\$10,500.00
---	-------------

TOTAL COMPETITIVE FEDERAL GRANT FUNDING:	\$10,500.00
---	--------------------

TOTAL ADDITIONAL GRANT FUNDING FOR 2006-2007:	\$1,136,013.84
--	-----------------------

TOTAL ALLOCATED GRANTS FOR 2006-2007:	\$873,828.43
---------------------------------------	--------------

TOTAL COMPETITIVE GRANTS FOR 2006-2007:	\$262,185.41
---	--------------

**2007-2008 SCHOOL YEAR
ADDITIONAL FUNDING SOURCES**

COMPETITIVE & OTHER LOCAL GRANTS:

JOHNSON COUNTY ECONOMIC DEVELOPMENT GRANT	\$227,642.91
LINKS GRANT	\$750.00
HUDSON FOUNDATION - MOBILE PIANO LAB GRANT	\$15,000.00
2007-2008 JOHNSON COUNTY COUNCIL ALCOHOL FUND GRANT	\$18,042.50
CHARTER SCHOOL GRANT - PLANNING ALLOTMENT	\$30,000.00
KAUFMANN FOUNDATION - MATH & SCIENCE	\$236,265.00

TOTAL COMPETITIVE LOCAL GRANT FUNDING: \$527,700.41

ALLOCATED STATE GRANTS:

VE2 PROGRAM APPROVAL (VOCATIONAL WEIGHTING)	\$122,034.60
AT RISK PROGRAM APPROVAL (AT RISK WEIGHTING)	\$320,614.20
FOUR YEAR OLD AT RISK PROGRAM	\$24,057.00
PROFESSIONAL DEVELOPMENT PROGRAM	\$10,500.00
BILINGUAL PROGRAM	\$874.80
MENTOR TEACHER PROGRAM	\$10,000.00

TOTAL ALLOCATED STATE GRANT FUNDING: \$488,080.60

ALLOCATED FEDERAL GRANTS:

TITLE I LOW INCOME	\$95,688.00
TITLE V (INNOVATIVE PROGRAMS)	\$1,494.00
TITLE II-A (TEACHER QUALITY)	\$41,158.00
TITLE II-D (ED TECH)	\$952.00
SAFE AND DRUG FREE SCHOOLS/COMMUNITIES GRANT	\$4,156.00
EARLY CHILDHOOD PASS THRU (SPECIAL ED)	\$15,278.00
TITLE VI-B DISCRETIONARY SPECIAL PROJECTS	\$13,511.00
TITLE VI-B PASS THRU (SPECIAL ED)	\$287,474.00
CARL PERKINS	\$8,424.00
SCHOOLS & LIBRARIES CORPORATION (E-RATE)	\$31,646.88
MEDICAID ADMINISTRATIVE CLAIMING	\$2,657.31

TOTAL ALLOCATED FEDERAL GRANT FUNDING: \$502,439.19

COMPETITIVE FEDERAL GRANTS:

LEARN & SERVE GRANT (High School Volunteer Program)	\$10,000.00
---	-------------

TOTAL COMPETITIVE FEDERAL GRANT FUNDING: \$10,000.00

TOTAL ADDITIONAL GRANT FUNDING FOR 2007-2008: \$1,528,220.20

TOTAL ALLOCATED GRANTS FOR 2007-2008: \$990,519.79

TOTAL COMPETITIVE GRANTS FOR 2007-2008: \$537,700.41

**2008-2009 SCHOOL YEAR
ADDITIONAL FUNDING SOURCES**

COMPETITIVE & OTHER LOCAL GRANTS:

JOHNSON COUNTY ECONOMIC DEVELOPMENT GRANT	\$164,990.82
2008-2009 JOHNSON COUNTY COUNCIL ALCOHOL FUND GRANT	\$19,214.50
CHARTER SCHOOL GRANT - PLANNING ALLOTMENT	\$30,000.00
CHARTER SCHOOL GRANT - 1st YEAR FUNDING	\$170,500.00
KAUFMANN FOUNDATION - MATH & SCIENCE	\$183,719.00

TOTAL COMPETITIVE LOCAL GRANT FUNDING: \$568,424.32

ALLOCATED STATE GRANTS:

VE2 PROGRAM APPROVAL (VOCATIONAL WEIGHTING)	\$138,600.00
AT RISK PROGRAM APPROVAL (AT RISK WEIGHTING)	\$591,800.00
FOUR YEAR OLD AT RISK PROGRAM	\$22,000.00
PROFESSIONAL DEVELOPMENT PROGRAM	\$7,904.00
BILINGUAL PROGRAM	\$880.00
MENTOR TEACHER PROGRAM	\$8,200.00

TOTAL ALLOCATED STATE GRANT FUNDING: \$769,384.00

ALLOCATED FEDERAL GRANTS:

TITLE I LOW INCOME	\$98,659.00
TITLE II-A (TEACHER QUALITY)	\$41,426.00
TITLE II-D (ED TECH)	\$943.00
SAFE AND DRUG FREE SCHOOLS/COMMUNITIES GRANT	\$3,805.00
EARLY CHILDHOOD PASS THRU (SPECIAL ED)	\$15,148.00
TITLE VI-B DISCRETIONARY SPECIAL PROJECTS	\$13,511.00
TITLE VI-B PASS THRU (SPECIAL ED)	\$299,170.00
CARL PERKINS	\$9,858.00
SCHOOLS & LIBRARIES CORPORATION (E-RATE)	\$28,561.68
MEDICAID ADMINISTRATIVE CLAIMING	\$98,384.00

TOTAL ALLOCATED FEDERAL GRANT FUNDING: \$609,465.68

COMPETITIVE FEDERAL GRANTS:

LEARN & SERVE GRANT (High School Volunteer Program)	\$10,000.00
---	-------------

TOTAL COMPETITIVE FEDERAL GRANT FUNDING: \$10,000.00

TOTAL ADDITIONAL GRANT FUNDING FOR 2008-2009: \$1,957,274.00

TOTAL ALLOCATED GRANTS FOR 2008-2009: \$1,378,849.68

TOTAL COMPETITIVE GRANTS FOR 2008-2009: \$578,424.32

**2009-2010 SCHOOL YEAR
ADDITIONAL FUNDING SOURCES**

COMPETITIVE & OTHER LOCAL GRANTS:

2009-2010 JOHNSON COUNTY COUNCIL ALCOHOL FUND GRANT	\$11,262.50
SCIENCE MATERIAL GRANT	\$3,300.00
CHARTER SCHOOL GRANT - 2nd YEAR FUNDING	\$155,000.00

TOTAL COMPETITIVE LOCAL GRANT FUNDING:	\$169,562.50
---	---------------------

ALLOCATED STATE GRANTS:

VE2 PROGRAM APPROVAL (VOCATIONAL WEIGHTING)	\$115,946.80
AT RISK PROGRAM APPROVAL (AT RISK WEIGHTING)	\$671,207.60
FOUR YEAR OLD AT RISK PROGRAM	\$26,078.00
BILINGUAL PROGRAM	\$1,604.80
MENTOR TEACHER PROGRAM	\$11,400.00

TOTAL ALLOCATED STATE GRANT FUNDING:	\$826,237.20
---	---------------------

ALLOCATED FEDERAL GRANTS:

TITLE I LOW INCOME	\$105,319.00
TITLE II-A (TEACHER QUALITY)	\$40,970.00
TITLE II-D (ED TECH)	\$909.00
SAFE AND DRUG FREE SCHOOLS/COMMUNITIES GRANT	\$4,432.00
EARLY CHILDHOOD PASS THRU (SPECIAL ED)	\$13,174.00
TITLE VI-B DISCRETIONARY SPECIAL PROJECTS	\$13,511.00
TITLE VI-B PASS THRU (SPECIAL ED)	\$388,109.00
CARL PERKINS	\$4,013.00
SCHOOLS & LIBRARIES CORPORATION (E-RATE)	\$25,504.04
MEDICAID ADMINISTRATIVE CLAIMING	\$102,974.00

TOTAL ALLOCATED FEDERAL GRANT FUNDING:	\$698,915.04
---	---------------------

COMPETITIVE FEDERAL GRANTS:

LEARN & SERVE GRANT (High School Volunteer Program)	\$10,000.00
---	-------------

TOTAL COMPETITIVE FEDERAL GRANT FUNDING:	\$10,000.00
---	--------------------

TOTAL ADDITIONAL GRANT FUNDING FOR 2009-2010:	\$1,704,714.74
--	-----------------------

TOTAL ALLOCATED GRANTS FOR 2009-2010:	\$1,525,152.24
---------------------------------------	----------------

TOTAL COMPETITIVE GRANTS FOR 2009-2010:	\$179,562.50
---	--------------